



SECURITY BENEFIT

SFR[®] 457 Plan

NON-ERISA
ENROLLMENT BOOKLET

Dear participant,

Congratulations. You've made a smart move. Not only have you wisely committed to saving for your retirement, you've also chosen the SFR[®] Program from Security Benefit. Those are two good decisions.

Your next steps are simple: Sign Up, Contribute, Invest and Consolidate.

- **Step 1: Sign Up**
 - Tell us about yourself: name, address, beneficiaries, etc.
- **Step 2: Contribute**
 - Decide how much to save each pay period.
- **Step 3: Invest**
 - Choose an investment strategy:
 - A single fund solution with target date funds from T. Rowe Price
 - Select your own allocation from more than 40 investment options
- **Step 4: Consolidate**
 - To simplify your retirement planning, you can consolidate your other eligible retirement assets into your new Security Benefit SFR account. Just fill out the transfer/rollover form on page 20 to consolidate.

Security Benefit is pleased to join with your employer to provide a quality retirement plan that will help meet your long-term financial goals. We look forward to serving you for many years to come.

If you have any questions about your new retirement plan, please contact your financial advisor or call Security Benefit at 800.747.3942.

Sincerely,

Security Benefit
Retirement Plan Services

Questions? Call our National Service Center at 800.747.3942.

Instructions

Complete the **entire** form to establish a new 457 Account. Be sure your contribution amounts do not exceed IRS contribution limits. Your financial representative can assist you in completing this form. Please type or print.

1. Sign Up

Plan Number _____ **Plan Name** _____

Participant Name _____ **Male** **Female**
First MI Last

Social Security Number _____ **Date of Birth** _____
(mm/dd/yyyy)

Mailing Address _____
Line 1 Line 2

City State Zip Code

Residential Address _____
Line 1 Line 2

City State Zip Code

(If different from mailing address)
 (Residential Address is a required field if Mailing Address is a PO Box)

Day Time Phone Number _____ **Mobile/Home Phone Number** _____

Date of Hire _____ **Email** _____
(mm/dd/yyyy)

2. Contribute

Please complete this section **ONLY** if you are contributing through salary reduction. Provide your employer a copy of this form to serve as your salary reduction agreement.

Deferrals can start no earlier than the first day of the month following the month the application is signed.

Choose all that apply. Verify with your employer the availability of Roth and Catch-up contributions:

- Deduct from my salary:
 - Pre-tax Qualified Contribution of \$ _____ or _____% per pay period.
 - After-tax Roth Contribution of \$ _____ or _____% per pay period.
- Catch-Up* Amount:
 - Pre-tax Qualified Contribution of \$ _____.
 - After-tax Roth Contribution of \$ _____.

*If you indicated a catch-up amount, please select one of the following:

- Age 50+
- 3 years before retirement age. Expected retirement date: _____
(mm/dd/yyyy)

Total \$ _____ or _____% per pay period.

Continued on Next Page ►

3. Set Up Electronic Privileges

Transactions may be requested via telephone, Internet, or other electronic means by the Participant and/or servicing sales representative based on instructions of the Participant.

Reasonable procedures have been established by Security Distributors to confirm that instructions communicated by telephone are genuine and may be liable for any losses due to fraudulent or unauthorized investors if it fails to comply with its procedures. Neither the Fund nor Security Distributors will be liable for any loss, liability, cost or expenses arising out of any telephone request, provided the procedures were followed. Thus, a stockholder may bear the risk of loss from a fraudulent or unauthorized request.

4. Invest

Select only one.

- Option 1 – Choose the Professional Money Management Program – 100% of your account will be professionally managed on your behalf (additional enrollment form required).
- Option 2 – Choose your portfolio of investments by indicating your investment preferences below. Please use whole percentages totaling 100%.

If no direction is provided, your existing account balance and future contributions will be invested in the default fund for your plan

Percentage	Fund Name	Percentage	Fund Name	Percentage	Fund Name
_____	% American Beacon Small Cap Value	_____	% Janus Henderson Triton	_____	% T. Rowe Price QM U.S. Small Cap Growth Equity
_____	% American Funds® EuroPacific Growth*	_____	% JPMorgan Equity Income	_____	% T. Rowe Price Retirement 2010
_____	% American Funds® New World Fund®*	_____	% JPMorgan Large Cap Growth	_____	% T. Rowe Price Retirement 2015
_____	% American Funds® Washington Mutual Investors Fund ^{SM*}	_____	% JPMorgan Mid Cap Growth	_____	% T. Rowe Price Retirement 2020
_____	% BlackRock® High Yield Bond	_____	% JPMorgan U.S. Government Money Market ¹	_____	% T. Rowe Price Retirement 2025
_____	% BNY Mellon Midcap Index	_____	% JPMorgan US Small Company	_____	% T. Rowe Price Retirement 2030
_____	% BNY Mellon Natural Resources	_____	% Loomis Sayles Global Allocation	_____	% T. Rowe Price Retirement 2035
_____	% BNY Mellon S&P 500 Index	_____	% Natixis U.S. Equity Opportunities	_____	% T. Rowe Price Retirement 2040
_____	% Federated Bond	_____	% Nuance Mid Cap Value	_____	% T. Rowe Price Retirement 2045
_____	% Goldman Sachs Emerging Markets Equity Insights	_____	% PIMCO High Yield Spectrum	_____	% T. Rowe Price Retirement 2050
_____	% Guggenheim Macro Opportunities ¹	_____	% PIMCO Income	_____	% T. Rowe Price Retirement 2055
_____	% Guggenheim Risk Managed Real Estate	_____	% PIMCO RAE Global ex-US	_____	% T. Rowe Price Retirement 2060
_____	% Guggenheim Total Return Bond ¹	_____	% PIMCO RAE US Small	_____	% Templeton Global Bond
_____	% Invesco Equity and Income	_____	% PIMCO Real Return	_____	% Victory RS Global
_____	% Invesco Oppenheimer Global Opportunities Fund	_____	% PIMCO StocksPLUS® Small Fund	_____	% Wells Fargo Large Cap Core
_____	% Invesco Small Cap Growth ²	_____	% Pioneer Bond	_____	% Wells Fargo Special Mid Cap Value
_____	% Janus Henderson Enterprise ³	_____	% T. Rowe Price Global Stock	_____	% Wells Fargo Special Small Cap Value
		_____	% T. Rowe Price Growth Stock	_____	% Fixed Account ¹
					Must Total 100%

* To cover the cost of additional recordkeeping, an additional asset based fee of 0.10% applies to assets held in American Funds.

¹ May not be available in your plan.

² This fund not available to plans established after July 8, 2011.

³ This fund is not available to plans established after January 27, 2017.

For questions please consult with your financial professional.

5. Automatic Asset Reallocation

Only Complete this section if you wish to establish Automatic Asset Reallocation. Your account will be rebalanced on the first business day of the month according to the frequency selected. Frequencies are based on a calendar year.

Frequency Monthly Quarterly Semi-annually Annually

Continued on Next Page ►

6. Provide Primary and Contingent Beneficiary(ies)

Provide beneficiary designations.

Use whole percentages totaling 100% for Primary and 100% for Contingent

	Primary Beneficiary Name (Full Legal Name)	Social Security No.	DOB (mm/dd/yyyy)	Relationship to Participant	% of Benefit
1.					
2.					
3.					
4.					
5.					

Continued on Next Page ►

	Contingent Beneficiary Name (Full Legal Name)	Social Security No.	DOB (mm/dd/yyyy)	Relationship to Participant	% of Benefit
1					
2					
3.					
4.					
5.					

Continued on Next Page ►

7. Provide Signatures

I understand and acknowledge that:

- My Employer will reduce my salary as indicated on this form, and will continue until further notice.
- I am permitted to direct my investments in this plan.
- I have received and reviewed the information in my enrollment kit about investment choices and had the opportunity to freely choose how my contributions are to be invested.
- I am responsible for the results of my investment directions.
- I understand that I should contact my representative to confirm the assessment of redemption fees and the availability of certain funds.

X _____ Date (mm/dd/yyyy)
Signature of Participant

Name of Financial Representative _____

Financial Representative Number _____

Financial Representative Email _____

X _____ Date (mm/dd/yyyy)
Signature of Financial Representative

Check all that apply



I elect to receive, electronically to my email address provided:

- Statements Confirms Fund Documents Tax Forms

Email Address _____

8. Financial Representative Use Only

Mail to:

Security Benefit Retirement Plan Services
P.O. Box 219141
Kansas City, MO 64121-9141
Fax to: 816.701.7626

For expedited or overnight delivery:

Security Benefit Retirement Plan Services
430 W. 7th Street STE 219141
Kansas City, MO 64105-1407

Visit us online at SecurityRetirement.com

Instructions

In completing your application or investment request, please clearly write or choose the fund name listed below in the appropriate sections of each form.

1. Choose Investment Option

Target Date Funds

T. Rowe Price Retirement 2010	T. Rowe Price Retirement 2030	T. Rowe Price Retirement 2050
T. Rowe Price Retirement 2015	T. Rowe Price Retirement 2035	T. Rowe Price Retirement 2055
T. Rowe Price Retirement 2020	T. Rowe Price Retirement 2040	T. Rowe Price Retirement 2060
T. Rowe Price Retirement 2025	T. Rowe Price Retirement 2045	

Fund Name

American Beacon Small Cap Value
 American Funds® EuroPacific Growth*
 American Funds® New World Fund®*
 American Funds® Washington Mutual Investors Fund^{SM*}
 BlackRock® High Yield Bond
 BNY Mellon Midcap Index
 BNY Mellon Natural Resources
 BNY Mellon S&P 500 Index
 Federated Bond
 Goldman Sachs Emerging Markets Equity Insights
 Guggenheim Macro Opportunities
 Guggenheim Risk Managed Real Estate
 Guggenheim Total Return Bond
 Invesco Equity and Income

Fund Name

Invesco Oppenheimer Global Opportunities Fund
 Invesco Small Cap Growth²
 Janus Henderson Enterprise³
 Janus Henderson Triton
 JPMorgan Equity Income
 JPMorgan Large Cap Growth
 JPMorgan Mid Cap Growth
 JPMorgan U.S. Government Money Market¹
 JPMorgan US Small Company
 Loomis Sayles Global Allocation
 Natixis U.S. Equity Opportunities
 Nuance Mid Cap Value
 PIMCO High Yield Spectrum
 PIMCO Income

Fund Name

PIMCO RAE Global ex-US
 PIMCO RAE US Small
 PIMCO Real Return
 PIMCO StocksPLUS® Small Fund
 Pioneer Bond
 T. Rowe Price Global Stock
 T. Rowe Price Growth Stock
 T. Rowe Price QM U.S. Stock Small Cap Growth Equity
 Templeton Global Bond
 Victory RS Global
 Wells Fargo Large Cap Core
 Wells Fargo Special Mid Cap Value
 Wells Fargo Special Small Cap Value Fixed Account¹

* To cover the cost of additional recordkeeping, an additional asset based fee of 0.10% applies to assets held in American Funds.

¹ Fund may not be available in all plans.

² This fund is not available to plans established after July 8, 2011.

³ This fund is not available to plans established after January 27, 2017.

For questions please consult with your financial professional.

Mail to:

Security Benefit Retirement Plan Services
 PO Box 219141
 Kansas City, MO 64121-9141
 Fax to: 816.701.7626

For expedited or overnight delivery:

Security Benefit Retirement Plan Services
 430 W 7th Street STE 219141
 Kansas City, MO 64105-1407

Visit us online at SecurityRetirement.com



SECURITY BENEFIT

Risk Quiz and Asset Allocation Models

Security Benefit Investor Risk Quiz



This quiz can help you determine your investing comfort zone and the model that may best suit your goals and objectives. Add up the points from your responses and use the scoring guide on the following page to help you select your asset allocation model.

1. How would you best describe your investment experience and knowledge?		
I have very little or no investment experience and knowledge	0 POINTS	
I have some experience and knowledge about investments	2 POINTS	
I am very experienced and knowledgeable about investments	4 POINTS	
2. The main objective for my account is to:		
Avoid losses	0 POINTS	
Keep pace with inflation	2 POINTS	
Keep pace with the stock market	4 POINTS	
3. If my account lost 30% of its value over a short period of time, I would be:		
Extremely uncomfortable – I cannot accept large short-term losses	0 POINTS	
Slightly uncomfortable – I may be ok with a short-term loss as long as I have time to regain those losses	2 POINTS	
Comfortable – I have time to regain those losses	4 POINTS	
4. I am willing to accept a greater risk of losing money in my account for the potential of higher long-term returns:		
Strongly Disagree	0 POINTS	
Disagree	1 POINT	
Neutral	2 POINTS	
Agree	3 POINTS	
Strongly Agree	4 POINTS	
5. My account has \$100,000 in it. I would move my money to a lower risk investment if it lost _____ in one year.		
\$5,000 (5%)	0 POINTS	
\$10,000 (10%)	1 POINT	
\$15,000 (15%)	2 POINTS	
\$20,000 (20%)	3 POINTS	
I would not move my money at all	4 POINTS	
6. When attempting to achieve my investment goals:		
I do not want my account to lose any value, even if it will take longer to achieve my investment goals	0 POINTS	
I will accept small fluctuations in my account's value	1 POINT	
I will accept moderate fluctuations in my account's value	2 POINTS	
I will accept large fluctuations in my account's value	3 POINTS	
I will accept extreme fluctuations in my account's value	4 POINTS	
My Investor Score		

Security Benefit Asset Allocation Models

Find your total score in the chart below, along with your retirement timeline, to see what type of investment model may be best for you. This chart should serve only as a guide to help you determine your own investing comfort zone.

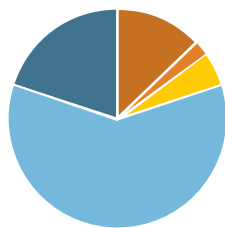
		Security Benefit My Investor Score				
		0-2 Points	3-8 Points	9-16 Points	17-21 Points	22-24 Points
Years Until My Retirement	0-3 Years	Conservative	Conservative	Conservative	Conservative	Conservative
	3-5 Years	Conservative	Moderate Conservative	Moderate Conservative	Moderate Conservative	Moderate Conservative
	5-7 Years	Conservative	Moderate Conservative	Moderate	Moderate	Moderate
	7-12 Years	Conservative	Moderate Conservative	Moderate	Moderate Aggressive	Moderate Aggressive
	12+ Years	Conservative	Moderate Conservative	Moderate	Moderate Aggressive	Aggressive

The results of this quiz are intended to help you identify what your optimal model may be. This quiz is not intended to offer investors a complete investment profile or to provide individual advice.

Asset Allocation Models

Conservative

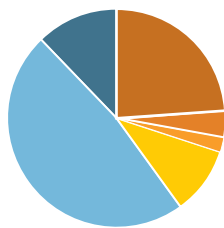
If you want to avoid a potential loss of account value, or if you are nearing retirement. The Conservative Model may have more stable and predictable returns than the other models. You should be willing to go without the potential for higher long-term returns.



- 13% - Large Cap
- 2% - Mid Cap
- 5% - Global/International
- 60% - Bonds
- 20% - Cash Equivalents

Moderate Conservative

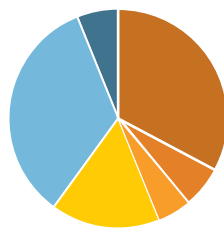
If your primary goal is to avoid short-term losses. However, you also want higher long-term returns to offset the effects of inflation. Your account will likely have relative stability, but in order to keep up with inflation, some fluctuations in your account value should be expected.



- 24% - Large Cap
- 4% - Mid Cap
- 2% - Small Cap
- 10% - Global/International
- 48% - Bonds
- 12% - Cash Equivalents

Moderate

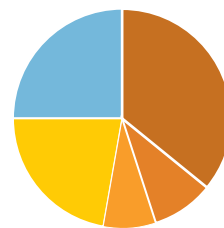
If you are interested in balancing your level of risk and return. You want to have returns in excess of inflation and an increase in your account value over the long term. When investing in this model, you should be willing to accept short-term losses and fluctuations in your account value.



- 33% - Large Cap
- 6% - Mid Cap
- 5% - Small Cap
- 16% - Global/International
- 34% - Bonds
- 6% - Cash Equivalents

Moderate Aggressive

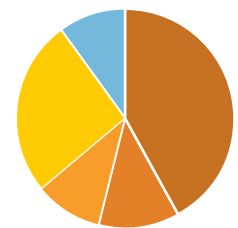
If you have more time until retirement and can tolerate higher-than-average fluctuations in your account value. This model provides the potential for higher-than-average returns over the long term. You should be willing to accept short-term losses and less stable returns.



- 36% - Large Cap
- 9% - Mid Cap
- 8% - Small Cap
- 22% - Global/International
- 25% - Bonds

Aggressive

If you are willing and able to stay the course through short-term gains and losses because you want the potential for higher returns over the long term. You should have a long time until retirement and a high tolerance for risk. You should be willing to accept frequent short-term losses and extreme fluctuations in account value.



- 42% - Large Cap
- 12% - Mid Cap
- 10% - Small Cap
- 26% - Global/International
- 10% - Bonds

Equity	Large Cap	Large Value, Large Blend, Large Growth
	Mid Cap	Mid Cap Value, Mid Cap Blend, Mid Cap Growth
	Small Cap	Small Value, Small Blend, Small Growth
	Global/International	Foreign Large Value, Foreign Large Blend, Foreign Large Growth, Foreign Small/Mid Growth, World Stock
Fixed Income	Bonds	Corporate Bond, Intermediate-Term Bond, Multisector Bond
	Cash Equivalents	US Money Market, Fixed Account, Stable Value

Helping your clients *To and Through Retirement*[®]

Talk to your financial professional to learn more
or contact us at 800.888.2461.

Neither Security Benefit Corporation nor its affiliates are fiduciaries. This information is general in nature and intended for use with the general public. For additional information, including any specific advice or recommendations, please visit with your financial professional.

Investing in annuities and/or mutual funds involves risk and there is no guarantee of investment results. Annuities are long term investments suitable for retirement planning.

Services offered through **Security Distributors**, a subsidiary of Security Benefit Corporation (Security Benefit).

The Mesirow Financial Investment Strategies Group is a division of Mesirow Financial Investment Management Inc (MFIM). The information provided herein is for informational purposes only and should not be construed as a recommendation to purchase or sell any particular security or investment vehicle(s) offered by MFIM or affiliates of MFIM. The information contained herein has been obtained from sources believed to be reliable, but is not necessarily complete and its accuracy cannot be guaranteed. Any opinions expressed are subject to change without notice. Other Mesirow Financial affiliates may receive fees for selling or advising on the purchase or sale of products mentioned herein. Additionally, Mesirow Financial affiliates may also receive fees paid by manufacturers or distributors of said products in connection to other professional services provided by the applicable Mesirow Financial affiliate. The sale or advice provided is in no way related or contingent upon the payment received for these other services. Mesirow Financial does not provide legal or tax advice. Investment advisory services provided through MFIM, a SEC-registered investment advisor. Advisory Fees are described in MFIM's Part II of the Form ADV. Mesirow Financial refers to Mesirow Financial Holdings, Inc. and its divisions, subsidiaries and affiliates. Mesirow Financial is not affiliated with Security Benefit Corporation or its affiliates. The Mesirow Financial name and logo are registered service marks of Mesirow Financial Holdings, Inc. © 2017, Mesirow Financial Holdings, Inc. All rights reserved.

SFR Program Non-ERISA

Quarterly Performance Report as of March 31, 2020

Neither Security Benefit Corporation nor its affiliates are fiduciaries. This information is general in nature and intended for use with the general public. For additional information, including any specific advice or recommendations, please visit with your financial professional.

You should consider the investment objectives, risks, charges, and expenses of the mutual funds carefully before investing. You may obtain prospectuses or summary prospectuses (if available) that contain this and other information about the mutual funds by calling our Service Center at 800.888.2461. You should read the prospectuses or summary prospectuses (if available) carefully before investing. Investing in mutual funds involves risk and there is no guarantee of investment results.

The performance data quoted represents past performance. Past performance is no guarantee of future results. Investing in mutual funds involves risk. Investment return and principal value of an investment will fluctuate so that an investor's shares, when redeemed, may be worth more or less than their original cost. Current performance may be higher or lower than the performance data quoted. Go to www.securitybenefit.com/performance then choose the product name for the most recent month-end performance.

Quarterly Performance Results (as of 03/31/2020)

Morningstar Category / Fund / Benchmark	Inception	Total Returns at Net Asset Value (NAV)*						Morningstar Ratings / Out of # of Funds				Expense Ratio		Expense Waiver	
		YTD	1-Year	3-Year	5-Year	10-Year	Since Inc.	Overall	3-Year	5-Year	10-Year	Gross	Net	Type	End Date
Money Market-Taxable															
JPMorgan US Gov Money Market ^{1,4,5}	2/05	0.21%	1.41%	1.17%	0.71%	0.36%	1.14%	-	-	-	-	0.60%	0.59%	C	6/30/2020
ICE BofAML USD 3M Dep OR CM TR USD	-	0.50%	2.38%	2.02%	1.42%	0.87%	-	-	-	-	-	-	-	-	-
Guaranteed Group Annuity															
Fixed Account ^{2,3}	10/06	-	-	-	-	-	-	-	-	-	-	-	-	-	-
	-	-	-	-	-	-	-	-	-	-	-	-	-	-	-

¹7-day current yield as of 3-31-20: 0.01%

²April 1 – June 30, 2020 interest rate: 1.15%

Morningstar Category / Fund / Benchmark	Inception	Total Returns at Net Asset Value (NAV)*						Morningstar Ratings / Out of # of Funds				Expense Ratio		Expense Waiver	
		YTD	1-Year	3-Year	5-Year	10-Year	Since Inc.	Overall	3-Year	5-Year	10-Year	Gross	Net	Type	End Date
Allocation~50% to 70% Equity															
Invesco Equity and Income	8/60	-20.00%	-12.39%	-2.04%	1.53%	5.71%	9.60%	***	**	**	***	0.80%	0.79%	C	6/30/2021
Morningstar Mod Tgt Risk TR USD	-	-13.38%	-5.13%	2.62%	3.44%	5.85%	-	640	640	561	413	-	-	-	-
Corporate Bond															
Federated Bond	6/95	-5.63%	1.71%	2.91%	2.93%	4.65%	5.69%	***	***	***	***	1.00%	0.86%	V	-
BBgBarc US Corp Bond TR USD	-	-3.63%	4.98%	4.20%	3.36%	4.92%	-	171	171	134	84	-	-	-	-
Diversified Emerging Mkts															
Amer Funds New World	10/02	-22.18%	-12.73%	1.46%	1.87%	3.41%	9.35%	*****	*****	*****	*****	0.95%	0.95%	-	-
MSCI EM NR USD	-	-23.60%	-17.69%	-1.62%	-0.37%	0.68%	-	707	707	580	237	-	-	-	-
Goldman Sachs Emrg Mkts Eq	10/07	-24.06%	-20.28%	-3.77%	-0.77%	0.98%	-0.75%	***	***	***	***	1.55%	1.47%	C	2/28/2021
MSCI EM NR USD	-	-23.60%	-17.69%	-1.62%	-0.37%	0.68%	-	707	707	580	237	-	-	-	-
Foreign Large Growth															
Amer Funds EuroPacific Growth	6/02	-22.52%	-13.03%	-0.07%	0.56%	3.60%	6.08%	**	**	***	**	0.84%	0.84%	-	-
MSCI ACWI Ex USA Growth NR USD	-	-18.25%	-7.31%	2.53%	2.10%	3.91%	-	409	409	340	248	-	-	-	-
Foreign Large Value															
PIMCO RAE Global ex-US	6/15	-29.66%	-24.49%	-7.03%	-	-	-3.69%	**	**	-	-	1.66%	0.90%	C	10/31/2020
MSCI ACWI Ex USA Value NR USD	-	-28.55%	-23.68%	-6.48%	-3.50%	0.10%	-	298	298	-	-	-	-	-	-
High Yield Bond															
BlackRock High Yield Bond	11/98	-13.50%	-7.10%	0.44%	2.08%	5.33%	6.22%	****	***	***	****	0.89%	0.89%	-	-
ICE BofAML US High Yield TR USD	-	-13.12%	-7.45%	0.55%	2.67%	5.50%	-	621	621	540	338	-	-	-	-
PIMCO High Yield Spectrum	9/10	-12.69%	-6.83%	0.51%	2.55%	-	5.20%	****	****	****	-	0.98%	0.98%	-	-
ICE BofAML US High Yield TR USD	-	-13.12%	-7.45%	0.55%	2.67%	5.50%	-	621	621	540	-	-	-	-	-
Inflation-Protected Bond															
PIMCO Real Return	1/97	0.67%	5.20%	2.62%	1.89%	2.92%	5.19%	***	***	***	***	1.38%	1.38%	-	-
BBgBarc US Treasury US TIPS TR USD	-	1.69%	6.85%	3.46%	2.67%	3.48%	-	196	196	173	115	-	-	-	-

Morningstar measures risk adjusted returns. The overall rating is a weighted average based on a fund's 3, 5, and 10 year star rating.

Quarterly Performance Results (as of 03/31/2020)

Morningstar Category / Fund / Benchmark	Inception	Total Returns at Net Asset Value (NAV)*						Morningstar Ratings / Out of # of Funds				Expense Ratio		Expense Waiver	
		YTD	1-Year	3-Year	5-Year	10-Year	Since Inc.	Overall	3-Year	5-Year	10-Year	Gross	Net	Type	End Date
Intermediate Core-Plus Bond															
Guggenheim Total Return Bond	11/11	2.97%	6.12%	4.13%	3.79%	-	5.21%	★★★★★	★★★★	★★★★★	-	0.97%	0.81%	C	2/1/2021
BBgBarc US Universal TR USD	-	1.30%	7.15%	4.37%	3.35%	4.05%	-	530	530	442	-	-	-	-	-
Pioneer Bond	10/78	-5.85%	-0.69%	1.57%	1.70%	3.55%	6.87%	★★	★	★	★★	0.84%	0.84%	-	-
BBgBarc US Universal TR USD	-	1.30%	7.15%	4.37%	3.35%	4.05%	-	530	530	442	331	-	-	-	-
Large Blend															
Amer Funds Washington Mutual	5/02	-21.54%	-10.76%	3.22%	5.30%	9.57%	6.35%	★★★★	★★★	★★★	★★★★	0.62%	0.62%	-	-
Russell 1000 TR USD	-	-20.22%	-8.03%	4.64%	6.22%	10.39%	-	1,214	1,214	1,048	800	-	-	-	-
BNY Mellon S&P 500 Index	1/90	-19.74%	-7.46%	4.58%	6.19%	9.99%	8.51%	★★★★	★★★★	★★★★	★★★★	0.51%	0.50%	V	-
Russell 1000 TR USD	-	-20.22%	-8.03%	4.64%	6.22%	10.39%	-	1,214	1,214	1,048	800	-	-	-	-
Wells Fargo Lg Cap Core	12/07	-23.59%	-13.58%	1.55%	2.84%	8.93%	5.45%	★★★	★★	★★	★★★	1.19%	1.08%	C	11/30/2020
Russell 1000 TR USD	-	-20.22%	-8.03%	4.64%	6.22%	10.39%	-	1,214	1,214	1,048	800	-	-	-	-
Large Growth															
JPMorgan Large Cap Growth ⁶	9/16	-11.66%	2.72%	14.81%	11.16%	13.47%	16.69%	★★★★★	★★★★★	★★★★★	★★★★★	1.04%	0.94%	C	10/31/2020
Russell 1000 Growth TR USD	-	-14.10%	0.91%	11.32%	10.36%	12.97%	-	1,231	1,231	1,086	812	-	-	-	-
Natixis US Equity Opps	7/94	-19.76%	-8.30%	5.41%	7.52%	11.46%	9.89%	★★★	★★	★★★	★★★	1.16%	1.16%	-	-
Russell 1000 Growth TR USD	-	-14.10%	0.91%	11.32%	10.36%	12.97%	-	1,231	1,231	1,086	812	-	-	-	-
TRP Growth Stock	9/02	-14.75%	-4.16%	9.37%	8.82%	12.19%	10.26%	★★★★	★★★	★★★	★★★★	1.18%	1.18%	-	-
Russell 1000 Growth TR USD	-	-14.10%	0.91%	11.32%	10.36%	12.97%	-	1,231	1,231	1,086	812	-	-	-	-
Large Value															
JPMorgan Equity Income ⁶	9/16	-24.16%	-13.77%	1.06%	3.60%	9.28%	4.00%	★★★★	★★★★	★★★★	★★★★	1.00%	0.99%	C	10/31/2020
Russell 1000 Value TR USD	-	-26.73%	-17.17%	-2.18%	1.90%	7.67%	-	1,107	1,107	957	703	-	-	-	-
Mid-Cap Blend															
BNY Mellon Midcap Index	6/91	-29.83%	-22.92%	-4.57%	0.08%	7.36%	10.00%	★★★	★★	★★★	★★★	0.51%	0.50%	V	-
Russell Mid Cap TR USD	-	-27.07%	-18.31%	-0.81%	1.85%	8.77%	-	363	363	288	216	-	-	-	-
Mid-Cap Growth															
Janus Hend Enterprise	7/09	-24.12%	-13.18%	5.90%	6.46%	11.21%	13.67%	★★★★	★★★	★★★★	★★★★	1.16%	1.16%	-	-
Russell Mid Cap Growth TR USD	-	-20.04%	-9.45%	6.53%	5.61%	10.89%	-	567	567	498	386	-	-	-	-
JPMorgan Mid Cap Growth ⁶	9/16	-15.67%	-3.21%	9.73%	6.69%	11.46%	11.13%	★★★★★	★★★★★	★★★★★	★★★★★	1.26%	1.25%	C	10/31/2020
Russell Mid Cap Growth TR USD	-	-20.04%	-9.45%	6.53%	5.61%	10.89%	-	567	567	498	386	-	-	-	-
Mid-Cap Value															
Nuance Mid Cap Value	12/13	-19.29%	-5.82%	3.44%	6.62%	-	6.82%	★★★★★	★★★★★	★★★★★	-	1.29%	1.19%	C	8/28/2020
Russell Mid Cap Value TR USD	-	-31.71%	-24.13%	-5.97%	-0.76%	7.22%	-	388	388	345	-	-	-	-	-
Wells Fargo Sp MdCp Val	7/07	-31.79%	-20.53%	-4.64%	0.04%	7.71%	5.53%	★★★★	★★★★	★★★★	★★★★	1.15%	1.15%	-	-
Russell Mid Cap Value TR USD	-	-31.71%	-24.13%	-5.97%	-0.76%	7.22%	-	388	388	345	241	-	-	-	-
Multisector Bond															
PIMCO Income	3/07	-7.76%	-3.55%	1.53%	3.18%	6.92%	6.98%	★★★★★	★★★★★	★★★★★	★★★★★	1.45%	1.45%	-	-
BBgBarc US Universal TR USD	-	1.30%	7.15%	4.37%	3.35%	4.05%	-	271	271	226	128	-	-	-	-

Morningstar measures risk adjusted returns. The overall rating is a weighted average based on a fund's 3, 5, and 10 year star rating.

Quarterly Performance Results (as of 03/31/2020)

Morningstar Category / Fund / Benchmark	Inception	Total Returns at Net Asset Value (NAV)*						Morningstar Ratings / Out of # of Funds				Expense Ratio		Expense Waiver	
		YTD	1-Year	3-Year	5-Year	10-Year	Since Inc.	Overall	3-Year	5-Year	10-Year	Gross	Net	Type	End Date
Natural Resources															
BNY Mellon Natural Resources	10/03	-36.04%	-32.74%	-11.61%	-7.11%	-1.10%	4.41%	***	***	***	***	1.24%	1.24%	-	-
S&P North American Natural Resources TR	-	-43.90%	-43.21%	-18.03%	-11.91%	-4.35%	-	117	117	109	82	-	-	-	-
Nontraditional Bond															
Guggenheim Macro Opportunities	11/11	-6.07%	-4.86%	-0.45%	1.41%	-	3.81%	***	***	***	-	1.52%	1.43%	C	2/1/2021
ICE BofAML USD 3M Dep OR CM TR USD	-	0.50%	2.38%	2.02%	1.42%	0.87%	-	287	287	240	-	-	-	-	-
Templeton Global Bond	9/86	-4.56%	-5.76%	-1.63%	0.23%	2.33%	6.74%	***	**	**	***	1.02%	0.94%	C	4/30/2020
ICE BofAML USD 3M Dep OR CM TR USD	-	0.50%	2.38%	2.02%	1.42%	0.87%	-	287	287	240	78	-	-	-	-
Real Estate															
Guggenheim Risk Mgd Real Est	3/14	-12.89%	-4.76%	4.22%	4.29%	-	8.08%	*****	*****	*****	-	1.89%	1.89%	-	-
S&P United States REIT TR USD	-	-26.90%	-21.42%	-3.17%	-0.61%	7.31%	-	226	226	199	-	-	-	-	-
Small Blend															
JPMorgan US Small Company ⁶	9/16	-30.76%	-24.83%	-7.12%	-2.23%	6.57%	-2.96%	***	***	***	***	1.22%	1.21%	C	10/31/2020
Russell 2000 TR USD	-	-30.61%	-23.99%	-4.64%	-0.25%	6.90%	-	628	628	501	362	-	-	-	-
PIMCO StocksPLUS Small Fund	7/06	-34.28%	-28.05%	-6.43%	-1.24%	7.99%	7.70%	*****	***	***	*****	1.23%	1.23%	-	-
Russell 2000 TR USD	-	-30.61%	-23.99%	-4.64%	-0.25%	6.90%	-	628	628	501	362	-	-	-	-
Small Growth															
Invesco Small Cap Growth	10/95	-21.53%	-15.84%	1.39%	2.80%	9.72%	9.39%	*****	***	***	*****	1.18%	1.18%	-	-
Russell 2000 Growth TR USD	-	-25.76%	-18.58%	0.10%	1.70%	8.89%	-	577	577	502	381	-	-	-	-
Janus Hend Triton	7/09	-27.87%	-21.42%	1.10%	2.80%	10.30%	12.58%	*****	***	***	*****	1.16%	1.16%	-	-
Russell 2000 Growth TR USD	-	-25.76%	-18.58%	0.10%	1.70%	8.89%	-	577	577	502	381	-	-	-	-
TRP QM US Small Cap Growth Eq ⁶	7/16	-23.91%	-14.06%	2.24%	3.60%	10.91%	6.30%	***	***	*****	*****	1.07%	1.07%	-	-
Russell 2000 Growth TR USD	-	-25.76%	-18.58%	0.10%	1.70%	8.89%	-	577	577	502	381	-	-	-	-
Small Value															
Amer Beacon Small Cap Value ⁶	5/10	-38.50%	-32.56%	-12.00%	-4.42%	4.13%	4.06%	***	***	***	***	1.26%	1.26%	-	-
Russell 2000 Value TR USD	-	-35.66%	-29.64%	-9.51%	-2.42%	4.79%	-	407	407	356	250	-	-	-	-
PIMCO RAE US Small	6/15	-37.41%	-32.65%	-10.30%	-	-	-4.09%	***	***	-	-	1.03%	0.92%	C	10/31/2020
Russell 2000 Value TR USD	-	-35.66%	-29.64%	-9.51%	-2.42%	4.79%	-	407	407	-	-	-	-	-	-
Wells Fargo Sp SmCp Val	5/93	-33.62%	-25.08%	-6.68%	-0.76%	6.38%	9.41%	*****	*****	*****	*****	1.30%	1.30%	-	-
Russell 2000 Value TR USD	-	-35.66%	-29.64%	-9.51%	-2.42%	4.79%	-	407	407	356	250	-	-	-	-
Target-Date 2000-2010															
TRP Retirement 2010	10/03	-11.42%	-4.14%	1.97%	2.71%	5.17%	5.41%	**	*	**	***	0.77%	0.77%	-	-
Morningstar Lifetime Allocation Moderate 2010	-	-8.00%	-1.00%	3.24%	3.23%	5.44%	-	92	92	80	58	-	-	-	-
Target-Date 2015															
TRP Retirement 2015	5/07	-12.52%	-5.00%	2.06%	2.87%	5.73%	3.94%	***	**	***	***	0.80%	0.80%	-	-
Morningstar Lifetime Allocation Moderate 2015	-	-8.75%	-1.23%	3.44%	3.44%	5.83%	-	99	99	74	47	-	-	-	-

Morningstar measures risk adjusted returns. The overall rating is a weighted average based on a fund's 3, 5, and 10 year star rating.

Quarterly Performance Results (as of 03/31/2020)

Morningstar Category / Fund / Benchmark	Inception	Total Returns at Net Asset Value (NAV)*						Morningstar Ratings / Out of # of Funds				Expense Ratio		Expense Waiver	
		YTD	1-Year	3-Year	5-Year	10-Year	Since Inc.	Overall	3-Year	5-Year	10-Year	Gross	Net	Type	End Date
Target-Date 2020															
TRP Retirement 2020	10/03	-14.23%	-6.17%	2.13%	3.05%	6.24%	6.09%	★★★	★★	★★★	★★★★	0.83%	0.83%	-	-
Morningstar Lifetime Allocation Moderate 2020	-	-9.98%	-1.99%	3.48%	3.58%	6.22%	-	198	198	156	94	-	-	-	-
Target-Date 2025															
TRP Retirement 2025	5/07	-15.94%	-7.54%	2.05%	3.11%	6.60%	4.16%	★★★	★★	★★★	★★★★	0.87%	0.87%	-	-
Morningstar Lifetime Allocation Moderate 2025	-	-11.86%	-3.44%	3.33%	3.66%	6.61%	-	199	199	160	84	-	-	-	-
Target-Date 2030															
TRP Retirement 2030	10/03	-17.41%	-8.71%	1.97%	3.17%	6.93%	6.55%	★★★	★★	★★★	★★★	0.90%	0.90%	-	-
Morningstar Lifetime Allocation Moderate 2030	-	-14.58%	-5.79%	2.87%	3.57%	6.87%	-	209	209	167	96	-	-	-	-
Target-Date 2035															
TRP Retirement 2035	5/07	-18.59%	-9.71%	1.85%	3.16%	7.11%	4.30%	★★★★	★★★	★★★	★★★★	0.93%	0.93%	-	-
Morningstar Lifetime Allocation Moderate 2035	-	-17.72%	-8.69%	2.12%	3.29%	6.91%	-	196	196	157	81	-	-	-	-
Target-Date 2040															
TRP Retirement 2040	10/03	-19.54%	-10.48%	1.78%	3.16%	7.24%	6.68%	★★★★	★★★	★★★	★★★★	0.95%	0.95%	-	-
Morningstar Lifetime Allocation Moderate 2040	-	-20.29%	-11.16%	1.36%	2.93%	6.78%	-	209	209	167	96	-	-	-	-
Target-Date 2045															
TRP Retirement 2045	5/07	-20.38%	-11.24%	1.59%	3.08%	7.20%	4.37%	★★★★	★★★	★★★★	★★★★	0.96%	0.96%	-	-
Morningstar Lifetime Allocation Moderate 2045	-	-21.76%	-12.64%	0.84%	2.63%	6.58%	-	196	196	157	80	-	-	-	-
Target-Date 2050															
TRP Retirement 2050	12/06	-20.32%	-11.13%	1.61%	3.09%	7.19%	4.94%	★★★★	★★★★	★★★★	★★★★	0.96%	0.96%	-	-
Morningstar Lifetime Allocation Moderate 2050	-	-22.30%	-13.22%	0.60%	2.47%	6.44%	-	209	209	167	78	-	-	-	-
Target-Date 2055															
TRP Retirement 2055	5/07	-20.39%	-11.24%	1.55%	3.06%	7.19%	4.35%	★★★★	★★★	★★★★	★★★★	0.96%	0.96%	-	-
Morningstar Lifetime Allocation Moderate 2055	-	-22.48%	-13.45%	0.48%	2.38%	6.31%	-	194	194	150	31	-	-	-	-
Target-Date 2060+															
TRP Retirement 2060	6/14	-20.35%	-11.22%	1.56%	3.08%	-	3.27%	★★★	★★★	★★★	-	0.96%	0.96%	-	-
Morningstar Lifetime Allocation Moderate 2060	-	-22.58%	-13.61%	0.39%	2.29%	6.21%	-	150	150	54	-	-	-	-	-
World Allocation															
Loomis Sayles Gbl Allocation	2/06	-14.66%	-3.38%	5.56%	4.95%	7.71%	6.79%	★★★★	★★★★	★★★★	★★★★	1.16%	1.16%	-	-
Morningstar Gbl Allocation TR USD	-	-13.61%	-5.24%	2.59%	3.15%	5.24%	-	396	396	329	199	-	-	-	-
World Large Stock															
TRP Global Stock	4/06	-15.57%	-3.88%	9.04%	8.96%	9.66%	6.21%	★★★★	★★★★	★★★★	★★★★	1.12%	1.12%	-	-
MSCI ACWI NR USD	-	-21.37%	-11.26%	1.50%	2.85%	5.88%	-	751	751	619	371	-	-	-	-
Victory RS Global	5/11	-18.91%	-5.81%	4.98%	5.64%	-	7.66%	★★★★	★★★★	★★★★	-	1.75%	0.85%	C	4/30/2020
MSCI ACWI NR USD	-	-21.37%	-11.26%	1.50%	2.85%	5.88%	-	751	751	619	-	-	-	-	-

Morningstar measures risk adjusted returns. The overall rating is a weighted average based on a fund's 3, 5, and 10 year star rating.

Quarterly Performance Results (as of 03/31/2020)

Morningstar Category / Fund / Benchmark	Inception	Total Returns at Net Asset Value (NAV)*						Morningstar Ratings / Out of # of Funds				Expense Ratio		Expense Waiver	
		YTD	1-Year	3-Year	5-Year	10-Year	Since Inc.	Overall	3-Year	5-Year	10-Year	Gross	Net	Type	End Date
World Small/Mid Stock															
InvescoOpp Glbl Opportunities	10/90	-24.55%	-15.37%	0.55%	8.36%	8.24%	10.75%	★★★★	★★★	★★★★★	★★★★	1.09%	1.09%	-	-
MSCI ACWI SMID NR USD	-	-28.31%	-20.52%	-3.36%	-0.09%	5.15%	-	134	134	96	59	-	-	-	-

*The average annual total return figures assume a one-time investment of \$1,000 at the beginning of each period. All dividends are assumed to be reinvested. NAV performance returns do not reflect deduction of any front-end sales loads or contingent deferred sales loads that may be imposed by the funds. Such loads are waived by the funds for purchases made through this Program. If you purchase these funds outside of this Program, you may be subject to these charges. If the sales loads were reflected in the accompanying performance data, it would reduce the quoted performance. In addition, the NAV performance numbers do not reflect deduction of any Trust/Custodial Account charges, which would reduce the quoted performance. Because this performance information does not reflect deduction of Trust/Custodial Account charges, the quoted performance is higher than the performance experienced by your Trust/Custodial Account.

Morningstar measures risk adjusted returns. The overall rating is a weighted average based on a fund's 3, 5, and 10 year star rating.

³ The Guaranteed Group Annuity (also referred to as the Fixed Account Option) is a group unallocated fixed annuity contract issued by Security Benefit Life Insurance Company ("SBL"), policy form GV4586. The obligations under the Fixed Account option are guaranteed by SBL's General Account in the event that the assets are not sufficient to meet the Fixed Account obligations. The Guaranteed Minimum Interest Rate for the Fixed Account Option is 0.50% for 2020.

⁴ The current yield more closely reflects the current earnings of the fund than the total return.

⁵ **You could lose money by investing in the Fund. Although the Fund seeks to preserve the value of your investment at \$1.00 per share, it cannot guarantee it will do so. An investment in the Fund is not insured or guaranteed by the Federal Deposit Insurance Corporation or any other government agency. The Fund's sponsor has no legal obligation to provide financial support to the Fund, and you should not expect that the sponsor will provide financial support to the Fund at any time.**

⁶ This fund uses extended performance, which generally means that the fund manager calculates performance for the share class of the fund listed based upon performance of a previous share class. Thus, older performance may have been higher or lower if the share class listed was in existence during such time periods. For specific periods using extended performance please consult the fund's prospectus.

C - The difference between the gross expense ratio and the net expense ratio represents a contractual waiver of fees. A contractual waiver is generally provided for a specified period of time.

V - The difference between the gross expense ratio and the net expense ratio represents a voluntary waiver of fees. Unlike a contractual waiver, a voluntary waiver is not provided for a specified period of time and may end without notice. Refer to the fund's prospectus for details about this voluntary waiver.

Triple-digit or high double-digit performance is attributable, in part, to unusually favorable market conditions and may not be repeated or consistently achieved in the future. Recent market volatility may affect performance so that current performance may be lower. Performance, especially for short time periods, should not be the sole factor in making your investment decisions.

The Fixed Account and JPMorgan U.S. Government Money Market may not be available in all plans. Contact your financial representative or employer for details.

The following fund is not available in 401(k), 403(b) ERISA or 457 Tax Exempt retirement plans:
Guggenheim Total Return Bond

Invesco Small Cap Growth is not available to plans established after July 8, 2011.

Janus Henderson Enterprise is not available to plans established after January 27, 2017.

The SFR Program is offered through Security Distributors. The SFR 401(k) and 401(a) Programs are Trust Accounts under §401 of the Internal Revenue Code. The SFR 403(b)(7) ERISA and 403(b)(7) Voluntary Programs are Custodial Accounts under §403(b)(7) of the Internal Revenue Code. The SFR 457 Governmental Program and the SFR 457 Tax Exempt Program are Trust Accounts under §457(g) of the Internal Revenue Code.

Account Charges - Options 1, 2, 12, 13, 14, 30, 31, 32, 33, 34, 43 and 46: Asset Based Account Fee: 1.00%. Options 3, 4, 5, 15, 16, 17, 35, 44 and 47: Asset Based Account Fee: 0.85%. Options 6, 7, 18, 19, 20, 36, 45 and 49: Asset Based Account Fee: 0.75%. Options 8, 9, 21, 22, and 23: Asset Based Account Fee: 0.65%. Options 10, 11, 24, 25 and 26: Asset Based Account Fee: 0.50%. Options 27, 28 and 29: Asset Based Account Fee: 0.35%. Administration fees of \$0 to \$40 may apply. (A Contingent Deferred Sales Charge may apply. Please contact your financial representative for details). There is an additional asset based fee of 0.10% for assets held in the American Funds.

Broker Compensation

Security Distributors pays commissions to the selling broker/dealer in connection with contributions to your custodial account. Security Distributors may use any of its corporate assets to pay such commissions and other distribution costs. A portion of any payments made to the selling broker/dealer may be passed on to the registered representative in accordance with the broker/dealer's internal compensation programs. Security Distributors pays commissions that range in amount from 0.00% to 5.00% as a percentage of initial and subsequent contributions at the time it receives them. Security Distributors also pays asset-based commissions that range from an annual percentage of 0.10% to 0.80% of average account value. The commission amount generally varies according to the custodial account fee option selected. Please ask your registered representative for further information about what he or she and the selling broker/dealer for whom he or she works may receive in connection with your contributions to the custodial account.

Administrative, Marketing, and Support Service Payments

Security Distributors (and its affiliates) may receive payments from the underlying funds, their advisers, sub-advisers, and distributors, or affiliates thereof, in consideration for distribution, administrative, marketing, and other services Security Distributors (or its affiliates) provides. Security Distributors negotiates these payments, which may differ by underlying fund (sometimes substantially), and the amounts Security Distributors (or its affiliates) receive may be significant. Making these payments may provide an adviser, sub-adviser, or distributor (or affiliate thereof) with increased access to the Security Distributors and its affiliates. Security Distributors and its affiliates anticipate they will receive payments from the underlying funds, their advisers, sub-advisers, and distributors, or affiliates thereof in the form of 12b-1 fees, investor services fees and administrative payments that range in total from 0.25% to a maximum of 0.65% of the average net assets of the account invested in the underlying fund on an annual basis. This does not include the arrangements with certain of the investment advisers, sub-advisers, or distributors (or affiliates thereof) of certain of the Underlying Funds in which the payment is not based on the average net assets of the accounts invested in the underlying fund.

Morningstar Rating™

Often simply called the Star Rating, the Morningstar Rating brings load-adjustments, performance (returns) and risk together into one evaluation. To determine a fund's star

rating for a given time period (three, five, or ten years), the fund's risk-adjusted return is plotted on a bell curve: If the fund scores in the top 10% of its category, it receives 5 stars (Highest); if it falls in the next 22.5% it receives 4 stars (Above Average); a place in the middle 35% earns 3 stars (Average); those lower still, in the next 22.5%, receive 2 stars (Below Average); and the bottom 10% get only 1 star (Lowest). The Overall Morningstar Rating is a weighted average of the available three-, five-, and ten-year ratings.

©2020 Morningstar, Inc. All Rights Reserved. The information contained herein: 1) is proprietary to Morningstar and/or its content providers; 2) may not be copied or distributed; and 3) is not warranted to be accurate, complete or timely. Neither Morningstar nor its content providers are responsible for any damages or losses arising from any use of this information. Past performance is no guarantee of future results.

Securities are distributed by **Security Distributors**, a subsidiary of Security Benefit Corporation ("Security Benefit").

All Dow Jones (DJ) indexes, ©2020 Dow Jones & Company Inc.

All MSCI indexes, ©2020 Morgan Stanley Capital International, Inc.

Each of the Morningstar Category Indexes is unmanaged and cannot be invested in directly. Although index returns were gathered from reliable sources, Morningstar Investment Management cannot guarantee their accuracy or completeness.

Security Distributors

Questions? Call our National Service Center at 1-800-747-3942.

Instructions

Use this form to transfer funds from your current carrier to Security Benefit. Complete the entire form.

Please type or print.

1. The Participant should complete this Incoming Funds Transfer form.
2. Please contact your current carrier for any form requirements it may have for transferring money to another company.
Note: If you are 70 ½ or older this year and are unemployed, the Required Minimum Distribution must be completed by the current carrier prior to requesting this transfer of funds.
3. Obtain Signature Guarantee if required by your current carrier.
4. Upon receiving this material, Security Benefit will send this Incoming Fund Transfer Form, along with an acceptance letter to the carrier exchanging/transferring the assets.
5. If you are completing this form for a 403(b) or 403(b)(7) account/contract please contact your employer for any processing instructions the employer or third party administrator may require.

Notice to Current Carrier

This completed form and your current carrier's form along with a check made payable to Security Benefit for the benefit of the Participant listed on this should be mailed to:

Mail to: Security Benefit Retirement Plan Services P.O. Box 219141 Kansas City, MO 64121-9141	For expedited or overnight delivery: Security Benefit Retirement Plan Services 430 W. 7th Street STE 219141 Kansas City, MO 64105-1407
---	--

Provide Security Benefit Account Information

Plan Number _____ **Plan Name** _____

Name of Participant _____
First MI Last

Mailing Address _____
Line 1 Line 2

City State Zip Code

Social Security/Tax I.D. Number _____

Day Time Phone Number _____ **Mobile/Home Phone Number** _____

Indicate the type of account you would like to transfer your funds to (check one).

- | | | |
|---|---------------------------------------|---|
| <input type="radio"/> 401(a) | <input type="radio"/> Roth 401(k)* | <input type="radio"/> 457(b) Governmental |
| <input type="radio"/> 401(a) Governmental | <input type="radio"/> 403(b)(7) | <input type="radio"/> Roth 457(b)* |
| <input type="radio"/> 401(k) | <input type="radio"/> Roth 403(b)(7)* | <input type="radio"/> 457(b) Tax Exempt |

**Roth assets can only be transferred to a Roth designated account.*

Continued on Next Page ►

Provide Your Current Carrier Information

Please fill out the name and contact information of your current carrier.

Current Carrier's Name _____

Mailing Address: _____

Line 1

Line 2

City

State

Zip Code

Phone Number _____ **Account Number for Current Carrier** _____

Indicate the account type you have with your current carrier (check one).

- 401(a) 403(b) TSA Roth 403(b)(7) 457(b) Tax Exempt* SEP-IRA
- 401(k) Roth 403(b) TSA 457(b) Governmental Traditional IRA SIMPLE IRA
- Roth 401(k) 403(b)(7) Roth 457(b)

Indicate the investment type you have with your current carrier (check one).

- Annuity Bank CD Mutual Fund

If this request involves an annuity and your entire account balance, please check one of the following. My policy is:

- Enclosed Lost/Destroyed

**Can only transfer to another 457(b) Tax Exempt.*

Set up Transfer/Rollover Options

403(b)/403(b)(7) accounts only:

Please indicate one of the following

- Transfer (prior employer 403(b) Plan to current employer 403(b) Plan)
- Exchange (exchange of 403(b)/403(b)(7) assets from one provider to another provider within your current employer's Plan)
- Rollover (not like to like, for example 457 to 403(b)(7), etc.)

All other accounts other than 403(b)/403(b)(7)

Type of Transfer/Rollover

- Rollover (not like-to-like, for example 457 to IRA, etc.)
- Transfer (like-to-like, for example, 457 to 457, IRA to IRA, etc.)

Amount of Transfer/Rollover

- Liquidate my entire Account: Estimated Value \$ _____
- Liquidate a specified amount: Amount to Transfer \$ _____
- Transfer over _____ years
- Monthly Quarterly Semi-Annually Annually

Distribution Requirements (if applicable)

I certify that applicable requirements have been met for distribution. Check all that apply:

- Age 59 ½ Disabled Severance from employment on _____
Date (mm/dd/yyyy)

Continued on Next Page ►

Provide Investment Direction

Refer to the Fund Investment Options Sheet (Fund List) available online at www.SecurityBenefit.com on the Forms page. Indicate your investment preferences below using whole percentages totaling 100%.

- As indicated on the enrollment form; or for an existing account, to the allocations on file.
- According to the Investment Allocations indicated below. Indicate whole percentages totaling 100%.

If no option is indicated above, the funds will be invested according to the allocations on file or the plan's default option.

Percentage	Fund Name
_____ %	_____
_____ %	_____
_____ %	_____
_____ %	_____
_____ %	_____
_____ %	_____
_____ %	_____
_____ %	_____
_____ %	_____
_____ %	_____
_____ %	_____
_____ %	_____

Must Total 100%

Provide Signatures

As the Participant, I understand, acknowledge and certify that:

- I am responsible for tax consequences which could include the imposition of penalties, additional taxes and interest. Security Benefit assumes no responsibility or liability for any effects of this transaction.
- I am aware of my right to receive information regarding my current account, including account values.
- I certify that the information provided is correct and complete.
- I should contact my financial representative to confirm the assessment of redemption fees and the availability of certain funds.

X _____ Date (mm/dd/yyyy)
Signature of Participant

X _____ Date (mm/dd/yyyy) Title
Signature of Plan Sponsor or Third Party Administrator
(If applicable - Please consult your Financial Representative or employer)

X _____ Date (mm/dd/yyyy) Print name of Financial Advisor
Signature of Financial Advisor

Spousal Consent for Community Property States: If the owner/participant is a resident of AZ, CA, ID, LA, NM, NV, TX, WA or WI, spousal consent is required, unless the owner/participant has no legal spouse.

X _____ Date (mm/dd/yyyy)
Signature of Spouse

Continued on Next Page ►

NEA Relationship Disclosure

The NEA Retirement Program (“NEA Program”) provides investment products for retirement plans sponsored by school districts and other employers of NEA members and individual retirement accounts established by NEA members. Security Distributors and certain of its affiliates (collectively, “Security Benefit”) make these products available to plans and accounts pursuant to an agreement with NEA’s wholly owned subsidiary, Member Benefits Corporation (“MBC”), which markets the NEA Program. Security Benefit has the exclusive right to offer the products directly or through other authorized broker/dealers, and MBC in marketing the NEA Program generally may not enter into arrangements with other providers of similar investment programs or otherwise promote to NEA members or their employees any investment products that compete with the NEA Program products. Security Benefit pays an annual fee to MBC under the agreement. You may wish to take into account this agreement and arrangement when considering and evaluating any communications relating to NEA Retirement products.

NEA and MBC are not affiliated with Security Benefit. Neither NEA nor MBC is a registered broker/dealer. All securities brokerage services are performed exclusively by your sales representative’s broker/dealer and not by NEA or MBC.

Privacy Policy

The privacy of Security Benefit's customers is of utmost importance to us. You provide nonpublic personal information ("NPI") to us in the course of doing business. We treat this information as confidential and restrict access to it.

We collect NPI about you from: (1) your requests for literature; (2) your applications and forms; (3) your financial advisor; and (4) your transactions with us. We do not sell information about current or former customers. We disclose information among our affiliates and to third parties as needed to process transactions or service your account. For example, we may contract with third parties

to send you statements. Also, we disclose information as required or permitted by law. Except with regard to California residents, we also may disclose information to companies: (1) that help us sell our products; and (2) with whom we jointly offer products. When we contract with others, we will require them to adhere to our privacy standards.

At Security Benefit, we restrict access to your NPI. Such information is given only to those who need it to provide products or services to you. We also maintain: (1) physical; (2) electronic; and (3) procedural safeguards to guard your NPI.

This Privacy Policy applies to the following companies: Security Benefit Life Insurance Company, Security Benefit Corporation, Security Distributors, First Security Benefit Life Insurance and Annuity Company of New York and Security Financial Resources, Inc. It also applies to UMB Bank, n.a., which is not related to Security Benefit Corporation, to the extent that UMB Bank, n.a. serves as Trustee of any Trust Account, Custodian of any Custodial Account, or provides other services to you.

Your path *To and Through Retirement*[®] begins here.

Talk to your financial professional to learn more
or contact us at 800.888.2461.

Neither Security Benefit Corporation nor its affiliates are fiduciaries. This information is general in nature and intended for use with the general public. For additional information, including any specific advice or recommendations, please visit with your financial professional.

Services and securities are offered through **Security Distributors**, a subsidiary of Security Benefit Corporation (Security Benefit).